

Situation and Challenges

- Visualizes the Total CO2 emissions across the value chain.
- SAP's S/4 HANA provides the inputs to Carbon AI which helps organization to compare their emissions to that of the industry as well as the government regulations.

Solution Innovation

- Decision Making Factor for future production.
- Update's the emission levels and compares it against the past emission levels.
- Shows the emission levels at every stage of the value chain and helps them optimally utilize their resources in order to bring the emission level down.

Users

- Managers
- Administrators

Value Drivers

- Update's the total emissions produced by the products and activities
- Shows emission levels based on each sector starting from Procurement to Outbound Logistics
- Helps Managers to make decisions to control Carbon emissions which are producing from the Organization

Industry

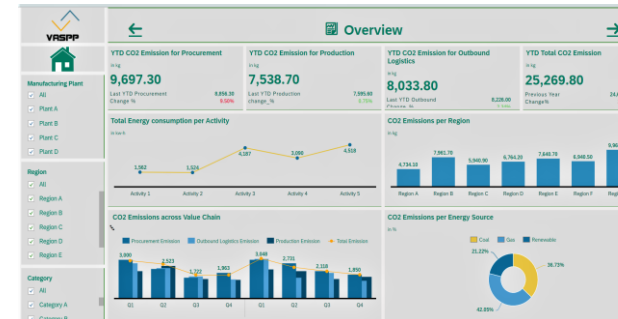
- Cross-Industry

LoB

- S4 HANA

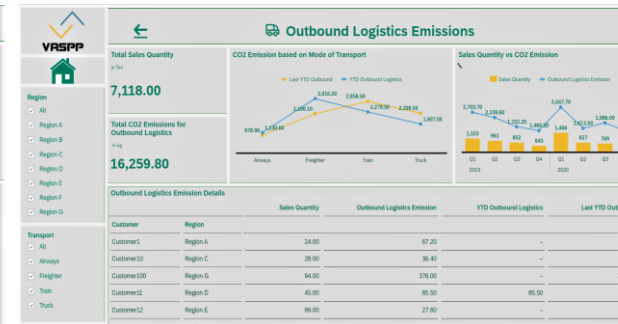
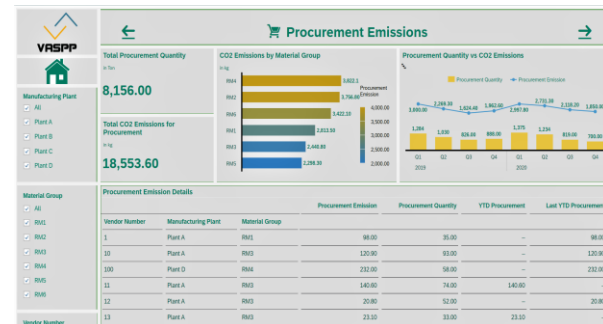
GTM Focus

- Americas
- EMEA
- APJ and GC
- MEE



Minimum Solution Environment

- Carbon AI Dashboard



Additional Information

Please follow link(s) below for references, demos, pricing or contact details.

